

# The “Practice Doctorate” Degree: Implications for Social Work Education, Research and Practice

Jo Ann R. Regan, PhD, MSW

Vice President of Education

Council on Social Work Education (CSWE)

Alexandria, VA

**Jo Ann R. Coe Regan, PhD, MSW**

**Vice President of Education**

**Council on Social Work Education**

**Alexandria, VA**

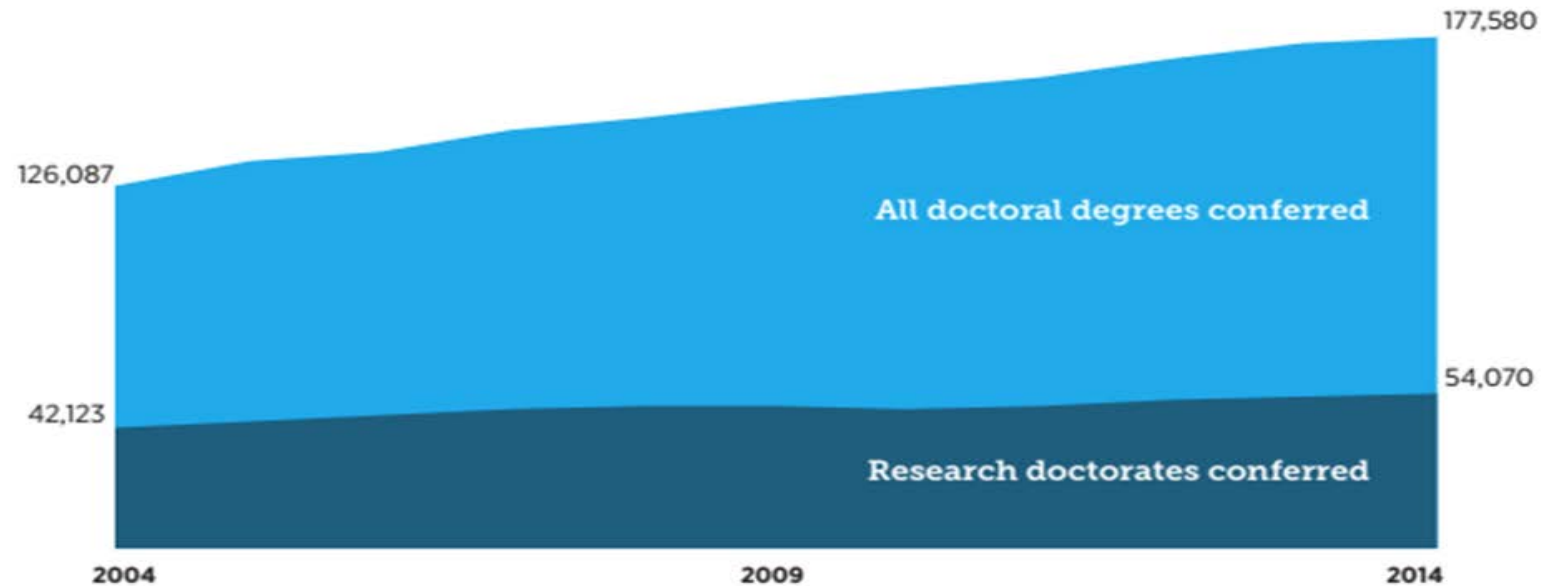
## Overview

- What is the “Practice Doctorate?”
- History & context of the practice doctorate in other disciplines and social work
- Overview of practice doctoral programs in social work education
- Implications for social work education, research and practice



# Growth of Practice Doctorates

Figure 4. The recent growth of earned doctorates is largely attributable to professional doctorates.



Data Sources: National Science Foundation, Survey of Earned Doctorates (2015), Table 13, and U.S. Department of Education, Digest of Education Statistics (2015), Table 324.10

Nursing	Occupational Therapy	Physical Therapy	Pharmacy
<p><b>DNP</b> Doctorate in Nursing Practice</p>	<p><b>OTD</b> Occupational Therapy Doctorate</p>	<p><b>DPT</b> Doctor of Physical Therapy</p>	<p><b>PharmD</b> Doctor of Pharmacy</p>
<p>Terminal degree in advanced nursing practice</p>	<p>OTD mandated as the entry level degree and that all programs be in compliance by 2027</p>	<p>Terminal degree for entry level physical therapists since 2011; all entry level PT's will have this degree by 2020</p>	<p>Terminal degree for entry to practice leading to licensure as a pharmacist</p>
<p>Accredited by CCNE</p>	<p>Accredited by ACOTE</p>	<p>Accredited by CAPTE</p>	<p>Accredited by ACPE</p>



Speech-Language Pathology	Law	Psychology	Public Health
<p><b>Clinical Doctorate</b></p>	<p><b>JD</b></p>	<p><b>Clinical PhD; Clinical PsyD; Counseling; School</b></p>	<p><b>DrPh</b> Doctor of Public Health</p>
<p>The clinical doctorate in speech-language pathology is an advanced clinical practice degree that is distinct from the entry-level master's degree in speech-language pathology as well as the research PhD.</p>	<p>JD is the gateway to the legal profession. The graduates of approved law schools can become members of the bar in all United States jurisdictions.</p>	<ul style="list-style-type: none"> <li>Terminal degree in psychology leading to licensure as a psychologist</li> <li>All degrees can lead to teaching/research/practice fields and to licensure</li> </ul>	<p><b>Terminal professional degree for public health</b></p>
<p>Not accredited but have guidelines</p>	<p>Accredited by ABA</p>	<p>Accredited by APA</p>	<p>Accredited by CEPH</p>

# Continuum of Social Work Education

Baccalaureate  
(BSW)

- Prepare students for generalist practice

Master's  
(MSW)

- Prepare students for generalist and specialized practice

Doctorate  
(DSW and PHD)

- **DSW**-prepare students for advanced practice building from generalist social work competencies
- **PhD**-prepare students to be scholars who function as “stewards of the discipline.”

# History and Context of Practice Doctorates in Social Work

1920-  
1930's

1940's

1951

## **First Social Work Doctoral Programs**

***Bryn Mawr (1915)***  
***Univ of Chicago (1924)***  
***Ohio State (1934)***  
***Catholic University (1934)***

## **First DSW Programs**

***Catholic University (1947)***  
***Smith College (1948)***  
***University of Pennsylvania (1948)***

***First DSW Degrees conferred***



# History and Context of Practice Doctorates in Social Work

1960's

1970's

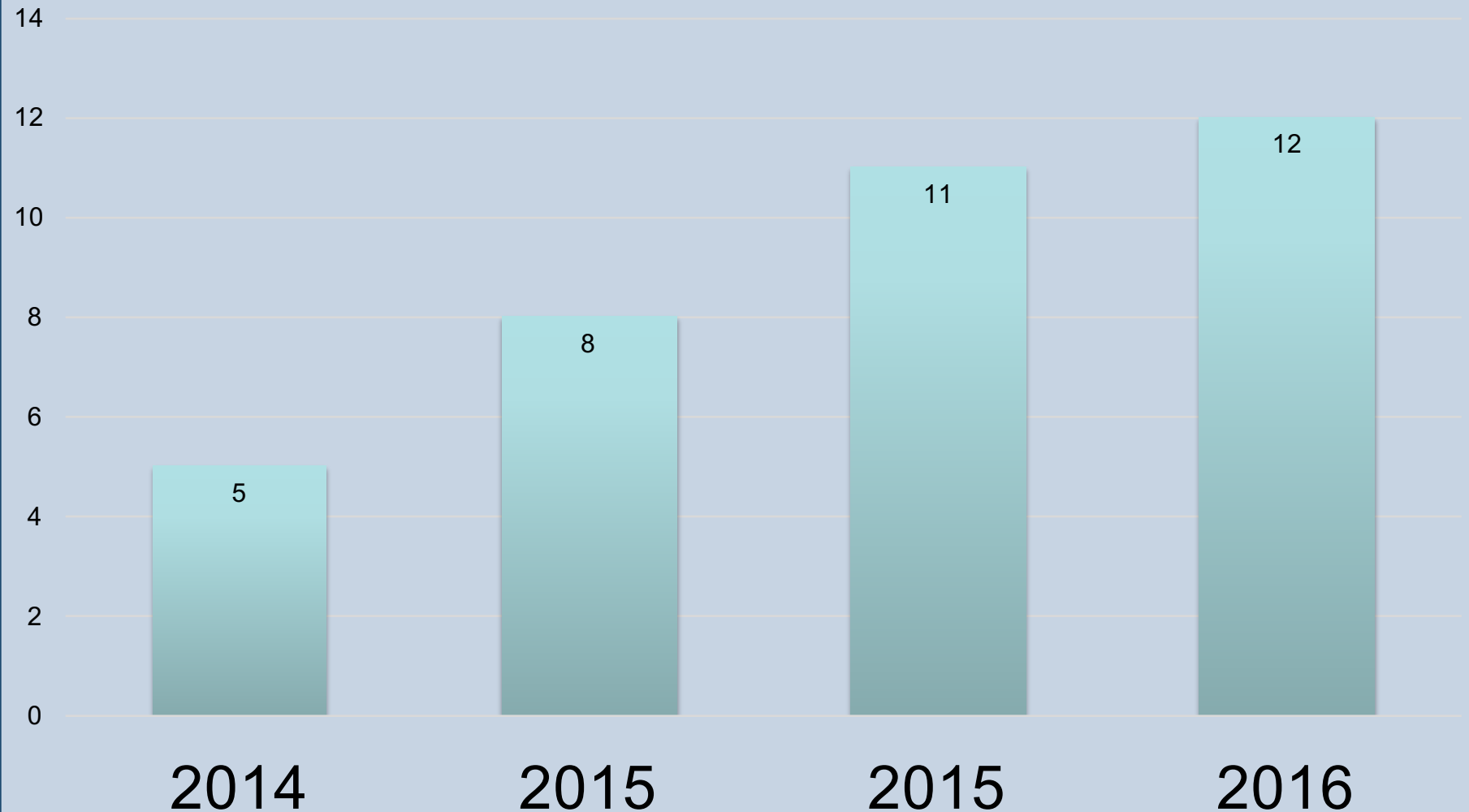
1990's

*20 new programs began between 1965 and 1975*

*Number of universities offering the DSW had surpassed those offering the PhD with 11 offering the DSW, 8 offering the PhD, and 2 offering both degrees*

*Most social work universities in the United States were offering a PhD as the research doctorate. By the late 1990s, the DSW had all but disappeared.*

# Recent Growth of DSW Programs



**MSW Program Responses to the Question,  
“Is your institution planning to offer an applied social work doctorate?”**

	# programs	% programs
Already offer	12	
Yes, within next academic year	2	
Yes, within two academic years	15	
<b>Total</b>	29	12.4

Of those programs still in planning stages, most (9/52.9%) are planning a clinical focus, 3 general, 2 teaching, 1 administrative, and 2 others.

# Examining the Practice Doctorate: A Timeline

**2010-11**

## DSW Task Force Report

- Report of the Task Force on the DSW Degree Convened by the Social Work Leadership Forum
- Recommendations and preliminary guidelines

**2013**

## NASW Social Policy Institute Think Tank

- Interdisciplinary group of stakeholders
- Report summarizes key findings and recommendations

**2013-present**

## CSWE Practice Doctorate Committee

- Stakeholder meetings
- Surveys and feedback sessions
- March 2016-CSWE Board decision
- Accreditation framework

**2014-2018**

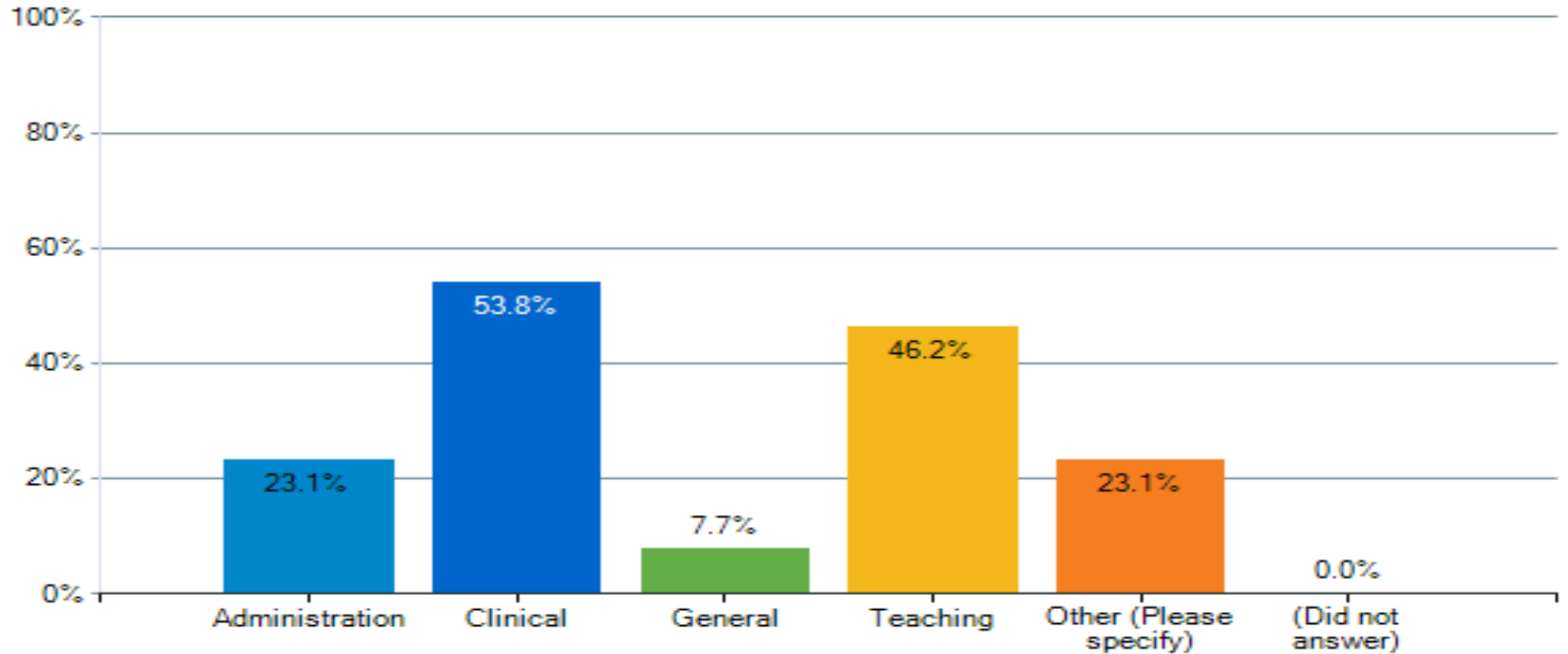
## CSWE Annual Statistics on practice doctoral programs

- 2014 Statistics
- 2015 Statistics
- 2016 Statistics
- 2017 in progress

## Overview of Practice Doctoral Programs

- See handout of current practice doctoral programs in social work
- Focus of programs
- Characteristics of practice doctoral programs in social work education

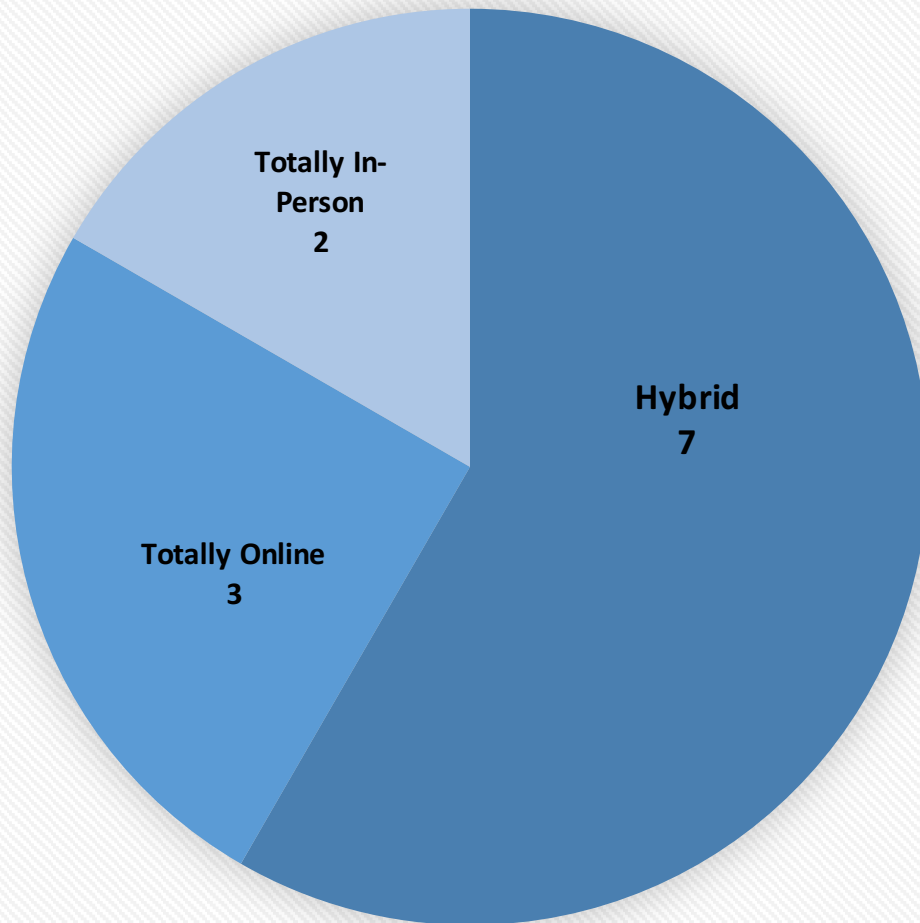
# What is the focus of your practice doctorate? Please select all that apply.



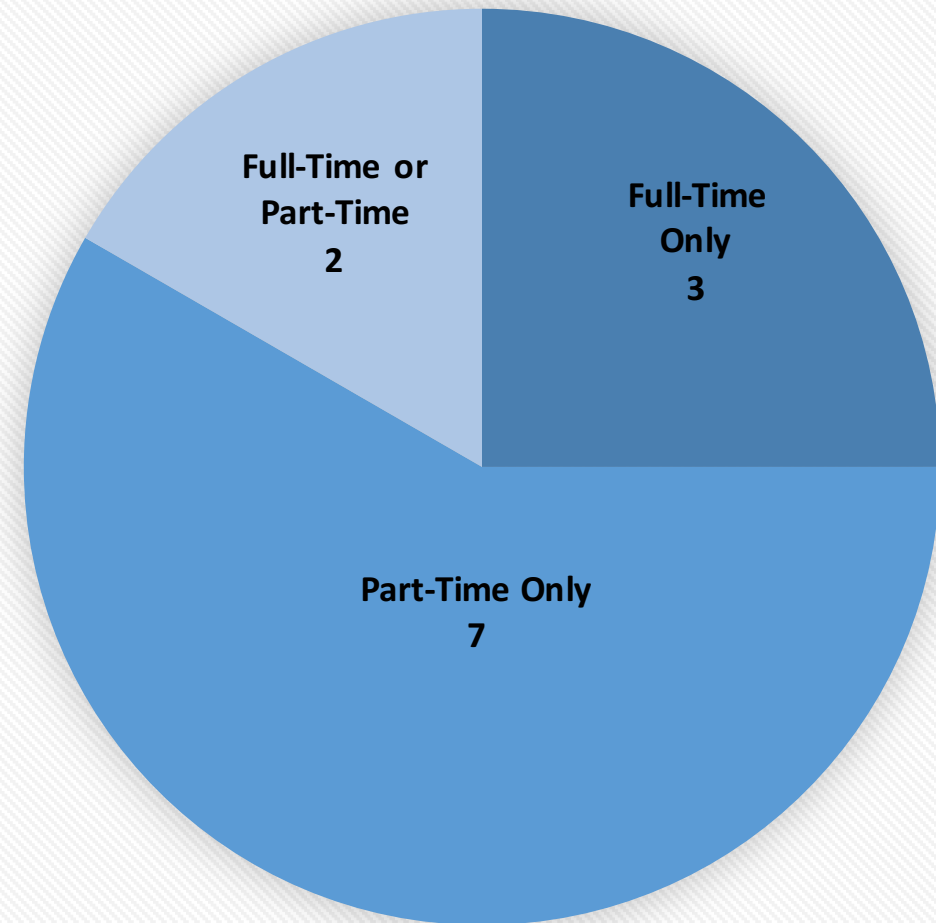


# Characteristics of Current DSW Programs

## DELIVERY METHOD

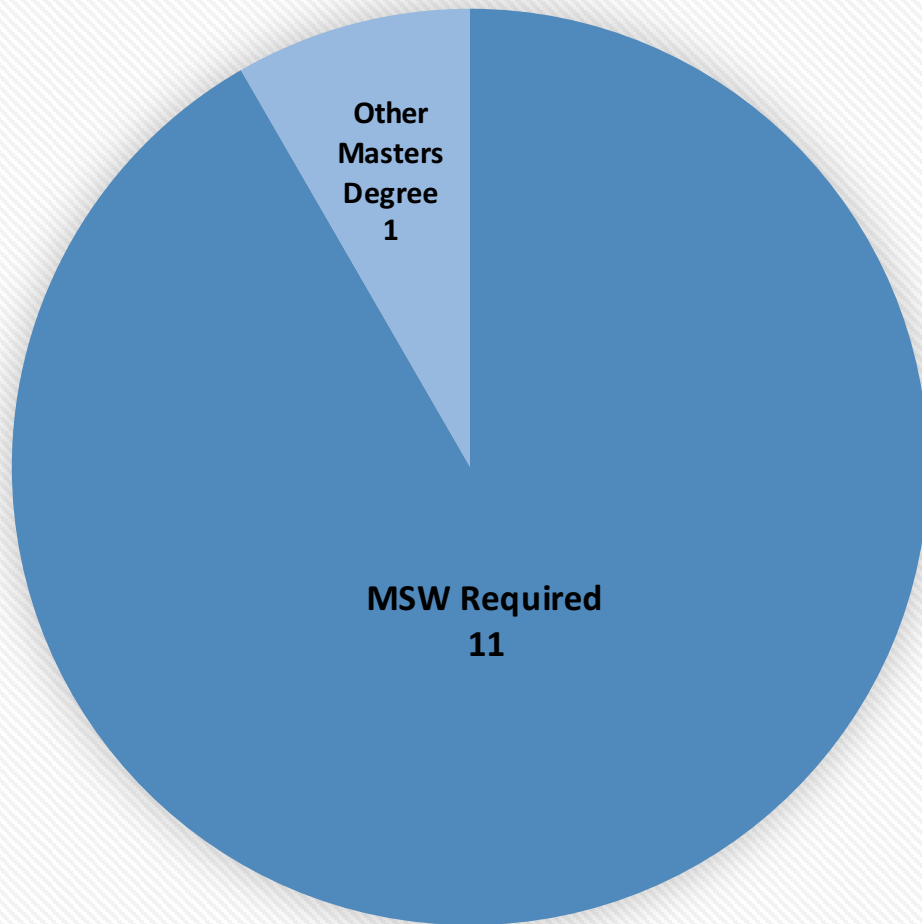


## FORMAT

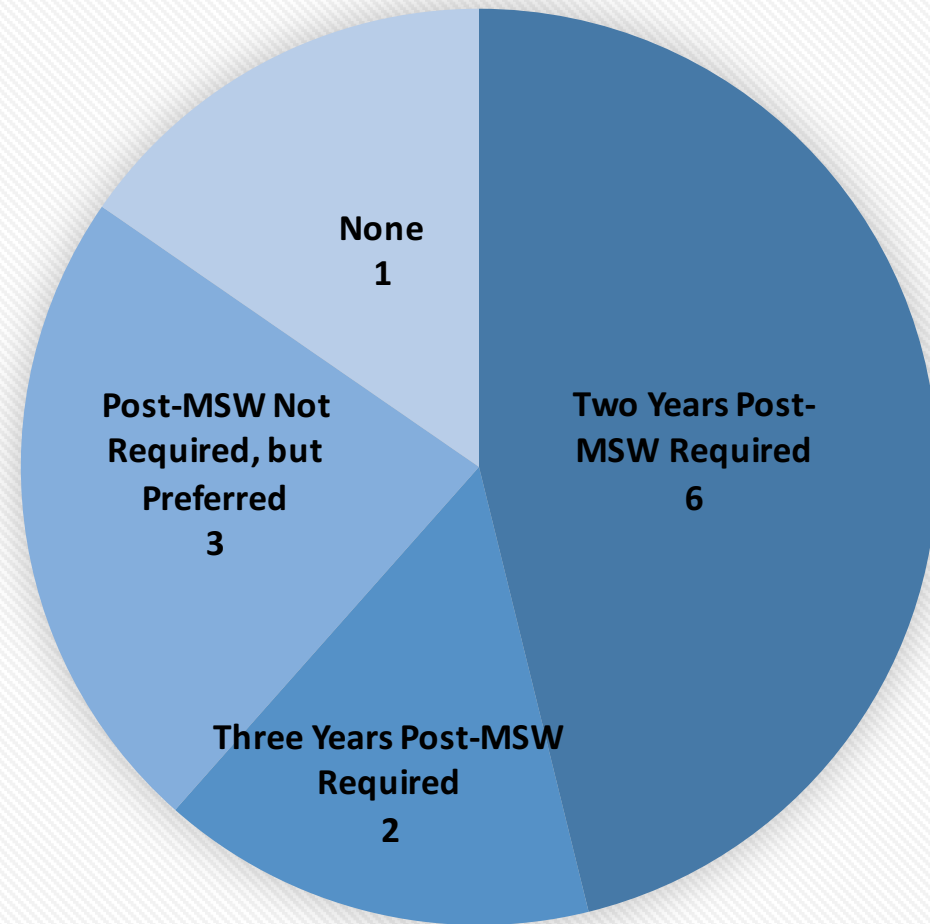


# Admission Requirements of DSW Programs

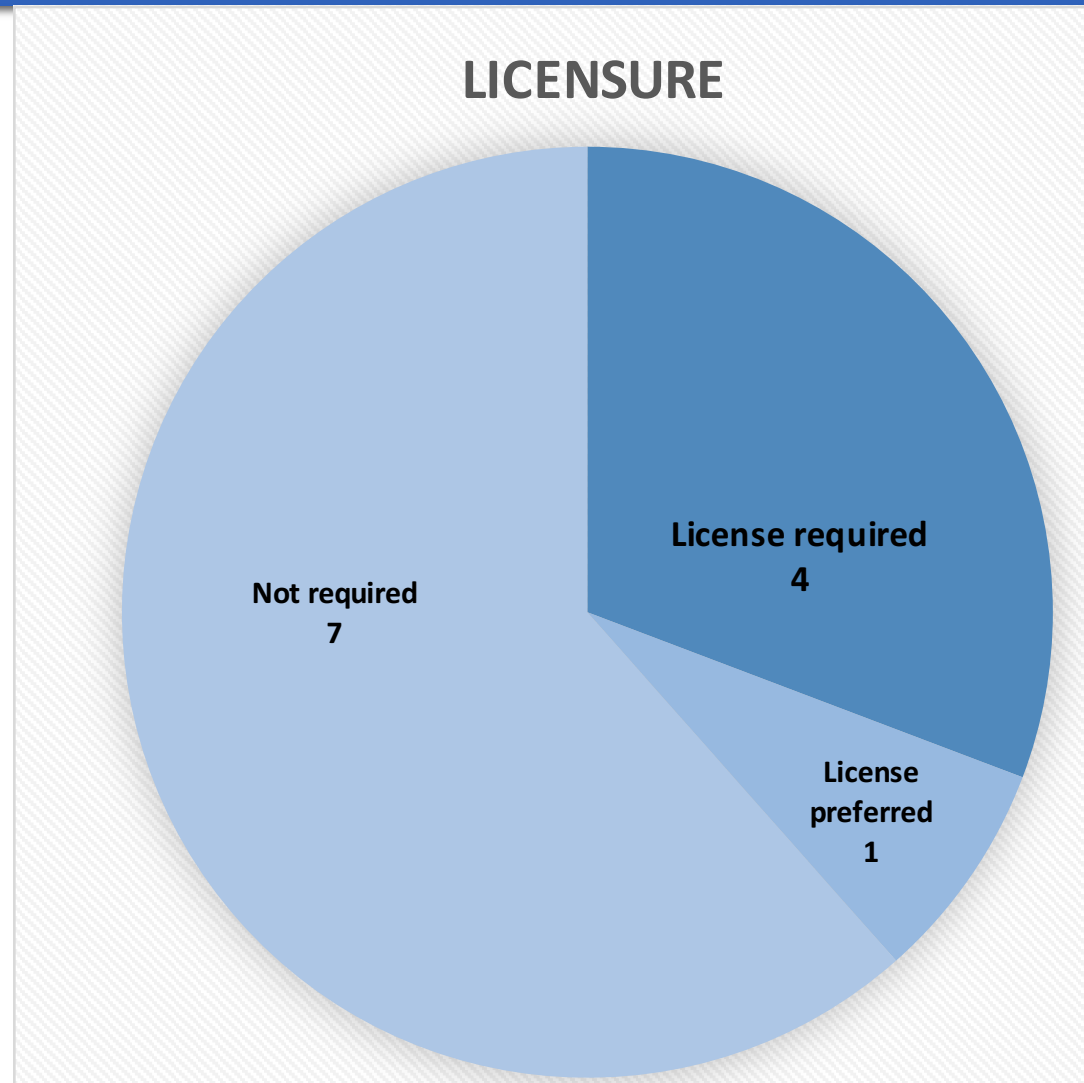
## REQUIREMENT OF MSW



## POST MASTERS EXPERIENCE

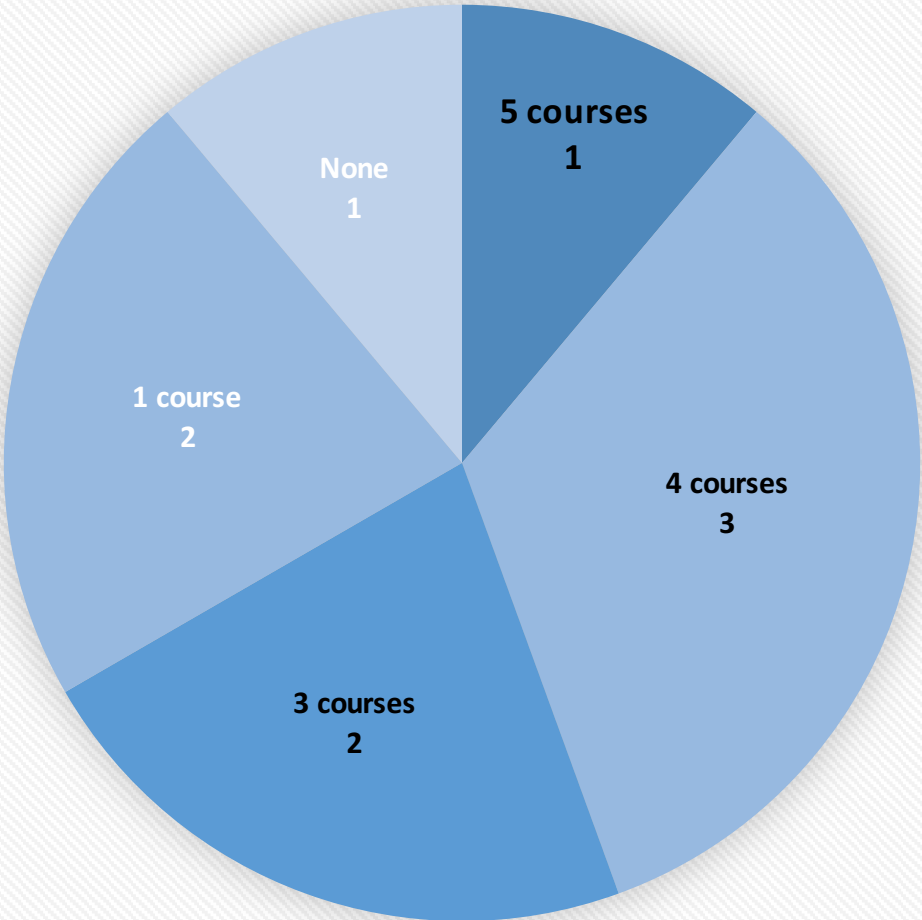


# Admission Requirements of Current DSW Programs

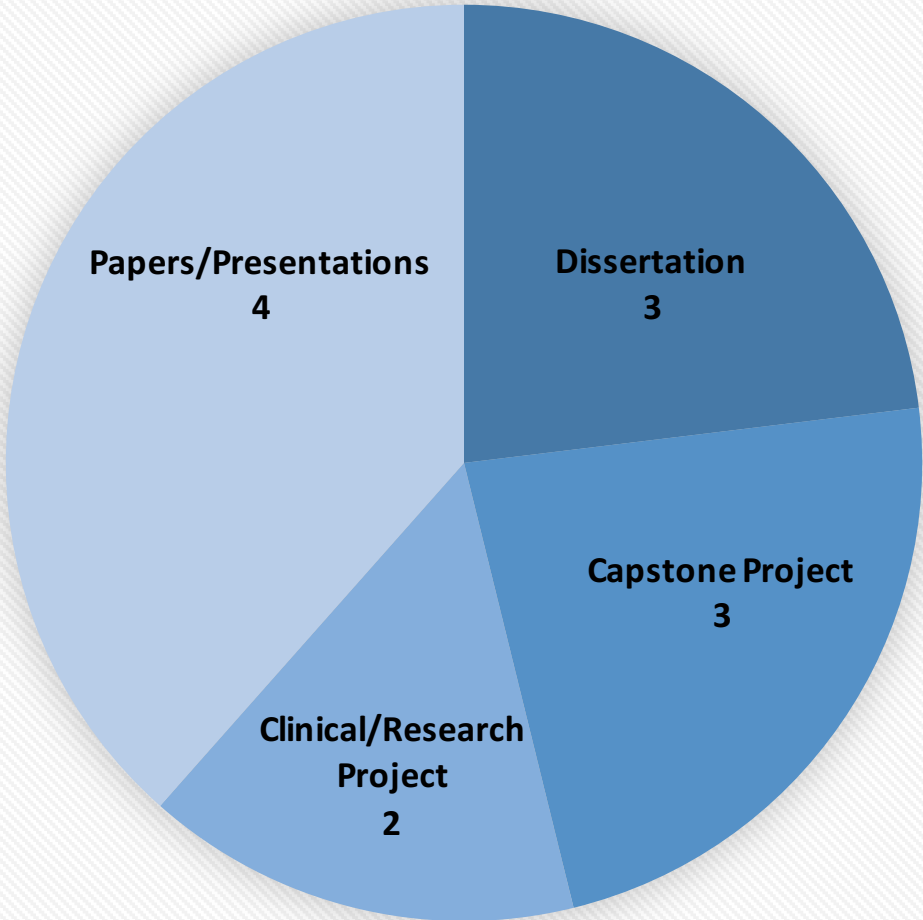


# Research Requirements of DSW Programs

### NUMBER OF RESEARCH COURSES



### FINAL PRODUCT



## Practice Doctorate Enrollment by Year



Eleven practice doctoral programs (100% response rate) participated in the 2016 CSWE Annual Survey and reported a total of 611 students. This represents a 122% increase in full-time students enrolled in practice doctoral programs since 2015.

# 2016 Applications and Acceptances to Practice Doctorate Programs

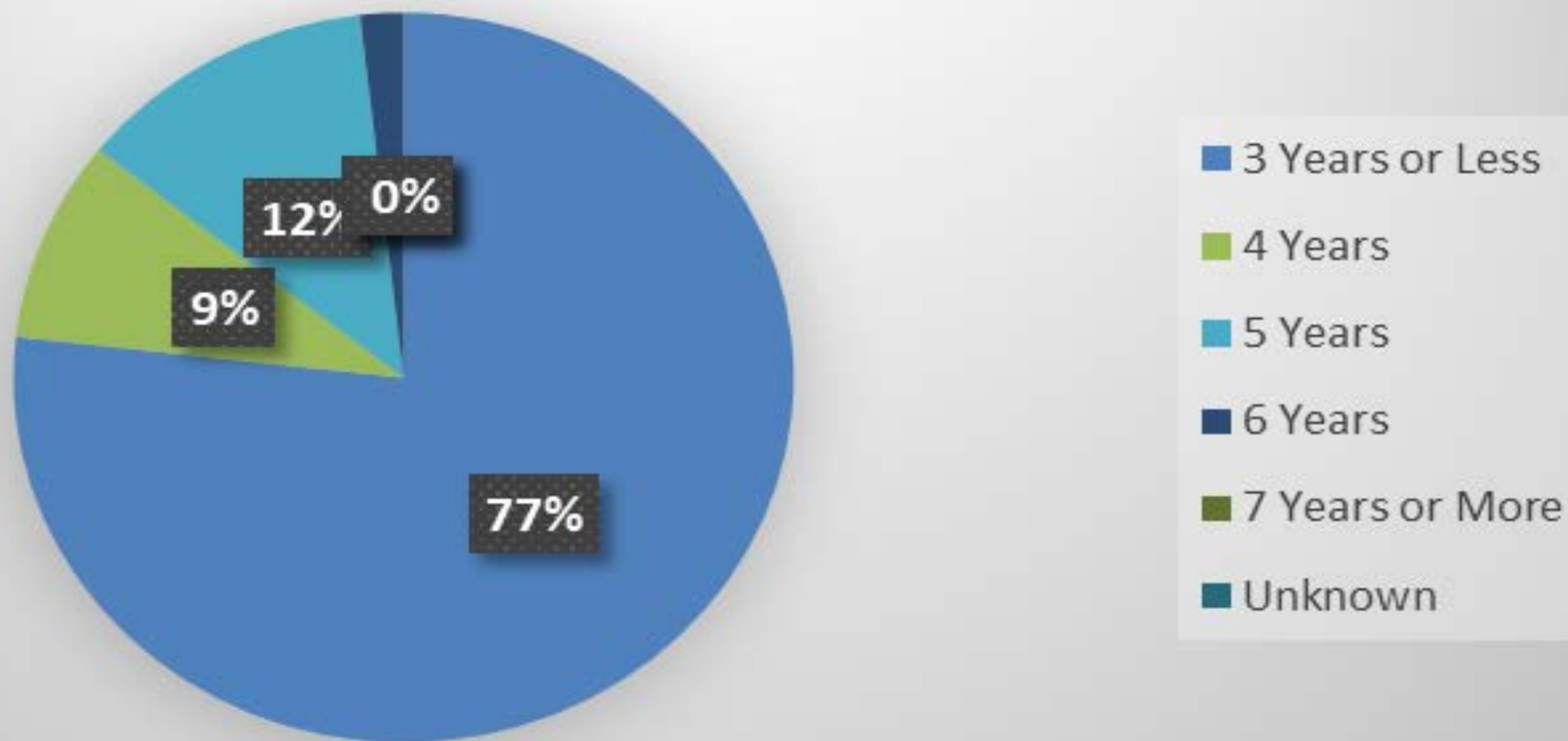
---

	#	Mean
Applications considered	466	42.4
Applicants accepted	250	22.7
Newly enrolled	218	19.8

There were 466 applications to the 11 programs that participated in the survey; 53.6% of applications were accepted and 87.2% of those accepted enrolled.



# Time to Degree for Graduates with Practice Doctorates



# Employment of Graduates with Practice Doctorates in May 2016

N=56 4/11 responded

Type of Position	Number	%
Private clinical practice	14	25.0
Other position	14	25.0
Tenure-line faculty position in a CSWE-accredited program	12	21.4
Non-tenure-line faculty position in a CSWE-accredited program	7	12.5
Academic administrative position	4	7.1
Unknown	3	5.4
Consulting	1	1.8
Not employed	1	1.8
Academic research position	0	0
Nonacademic research position	0	0
Nonacademic administrative position	0	0
Postdoctoral fellow	0	0
Faculty position in a program not accredited by CSWE	0	0

## Implications for social work education, research and practice

- Accreditation issues
- Terminal degree issue-impact on BSW and MSW
- Research-practice divide
- Workforce Issues and market demand
- Licensure issues

# CSWE Practice Doctorate Committee Members

## ■ Commission on Educational Policy (COEP) Representatives

- Dr. Debra McPhee, Dean, Fordham University, COEP Chair
- Dr. Robert Kersting, Social Work Department Chair, Westfield State University
- Dr. Christopher Mitchell, University of Illinois at Chicago
- Dr. Larry Ortiz, Professor and Director, PhD Program in Social Policy and Social Research, Loma Linda University

## ■ Commission on Accreditation (COA) Representatives

- Dr. Andy Safyer, Dean, Adelphi University, COA Chair
- Dr. Beverly Black, Professor and former PhD Program Director, University of Texas at Arlington
- Dr. R. Paul Maiden, Clinical Professor, Virtual Academic Center (UT) and Department of Social Change & Innovation, DSW Faculty, USC Suzanne Dworak-Peck School of Social Work

## ■ CSWE Staff

- Dr. Jo Ann Regan, CSWE Vice President of Education, COEP Staff Liaison
- Dr. Stacey Borasky, CSWE Director of Social Work Accreditation, COA Staff Liaison
- Katie Benson, CSWE Research Associate

## Rationale for Accreditation

- Accreditation of practice doctoral programs would protect and enhance the preparation of social work practitioners in social work practice.
- This aligns us with the majority of other professions that accredit their practice doctorate.

# ACCREDITATION

- The practice doctorate committee is recommending a diverse approach for the accreditation of practice doctoral programs that encompasses the broad scope of social work practice at the doctoral level.
- The accreditation process and standards developed will ensure that these programs can differ in their goals, curricula, and in the competencies of their graduates.



## Framework for Accreditation

- Social work education at the baccalaureate, master's, and doctoral levels shapes the profession's future through four components:
  - education of competent professionals,
  - the generation of knowledge,
  - the promotion of evidence-informed practice through scientific inquiry,
  - and the exercise of leadership within the professional community (EPAS, 2015)

## Framework for Accreditation

- The practice doctorate committee is recommending a framework with five general areas for program accreditation standards:
  - Program Mission and Goals
  - Core Expertise and Skills
  - Explicit Curriculum
  - Implicit Curriculum
  - Assessment

## Core Expertise and Skills

- Regardless of program focus, there is a core level of skills that doctoral practitioners should have
  - Scientific Inquiry guided by theory
  - Evidence-Based Practice/Scholarship of Application to Practice/Thought leader and public intellectual
  - Leadership
  - Critical Analysis of Policy, Practice, Research and Theory
  - Specialty area of practice

## Requiring MSW

- Debate regarding admission criteria for practice doctorate programs
- Key is if programs should articulate as a condition of admission that applicants have a MSW plus practice experience.
- The practice doctorate committee is recommending the following for admission criteria:
  - Admissions criteria that are clear and transparent but may vary by program based upon program mission and goals. Rationale for admission criteria would need to be presented.
  - Evidence of mastery of generalist social work competencies (BSW, MSW or BSW with other master's degree)

# UNINTENDED CONSEQUENCES OF PRACTICE DOCTORATES

- Terminal degree issue-impact on BSW and MSW
- Research-practice divide
- Workforce issues and market demand
- Licensure issues

Where are we going?

"The future ain't what  
it used to be"  
- Yogi Berra



GypsyNester.com

## FUTURE

- Programs will continue to grow
- Accreditation of programs by CSWE will start next year for those programs interested
- Creation of more social workers to teach practice but need to follow-up through workforce study and more programs reporting graduation data

# Contact Information

Jo Ann Regan, PhD, MSW  
Vice President of Education  
Council on Social Work Education  
(CSWE)

1701 Duke Street, Suite 200  
Alexandria, VA 22314

[jregan@cswe.org](mailto:jregan@cswe.org)

703-519-2048



[This Photo](#) by Unknown Author is licensed under [CC BY-SA](#)

